



**Glass Shower
Cabinet Accessories**
elegant with beauty

GLASSIX



2019
GLASSIC
CATALOGUE

GLASS CLAMP ACCESSORY



GLASS CLAMP ACCESSORY



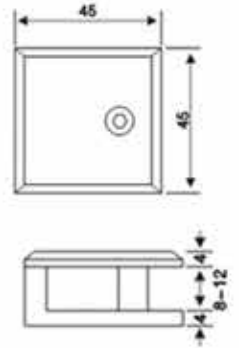
GLASS CLAMP ACCESSORY

Model : GLX-1101



Hydraulic glass door hinge

-  Material : Brass/ Zinc alloy / Stainles steel
-  Finishing : Chrome finish / Satin finish / Gold finish
-  Available for : Suitable for 10-12 thickness Tempered glass door

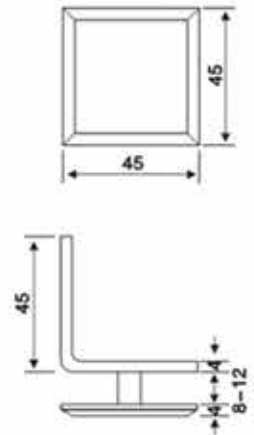


Model : GLX-1102



Hydraulic glass door hinge


-  Material : Brass/ Zinc alloy / Stainles steel
-  Finishing : Chrome finish / Satin finish / Gold finish
-  Available for : Suitable for 10-12 thickness Tempered glass door

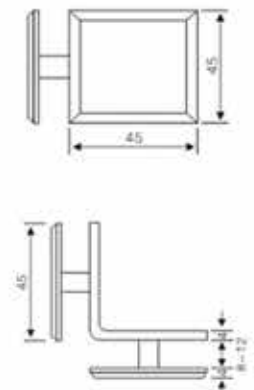


Model : GLX-1103



Hydraulic glass door hinge

-  Material : Brass/ Zinc alloy / Stainles steel
-  Finishing : Chrome finish / Satin finish / Gold finish
-  Available for : Suitable for 10-12 thickness Tempered glass door





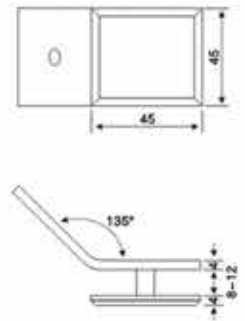
GLASS CLAMP ACCESSORY

Model : GLX-1104



Hydraulic glass door hinge

-  Material : Brass/ Zinc alloy / Stainles steel
-  Finishing : Chrome finish / Satin finish / Gold finish
-  Available for : Suitable for 10-12 thickness Tempered glass door

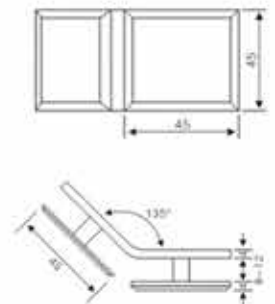


Model : GLX-1105





Hydraulic glass door hinge

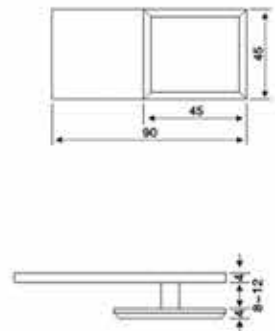
-  Material : Brass/ Zinc alloy / Stainles steel
-  Finishing : Chrome finish / Satin finish / Gold finish
-  Available for : Suitable for 10-12 thickness Tempered glass door



Model : GLX-1106



-  Material : Brass/ Zinc alloy / Stainles steel
-  Finishing : Chrome finish / Satin finish / Gold finish
-  Available for : Suitable for 10-12 thickness Tempered glass door



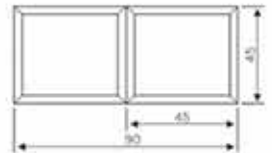
GLASS CLAMP ACCESSORY

Model : GLX-1107



Hydraulic glass door hinge

-  Material : Brass/ Zinc alloy / Stainles steel
-  Finishing : Chrome finish / Satin finish / Gold finish
-  Available for : Suitable for 10-12 thickness Tempered glass door

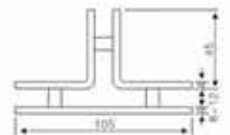
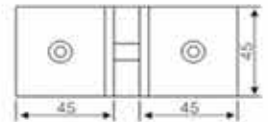


Model : GLX-1108



Hydraulic glass door hinge

-  Material : Brass/ Zinc alloy / Stainles steel
-  Finishing : Chrome finish / Satin finish / Gold finish
-  Available for : Suitable for 10-12 thickness Tempered glass door

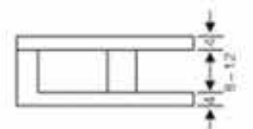
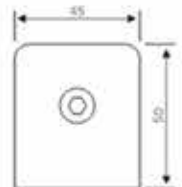


Model : GLX-1109



Hydraulic glass door hinge

-  Material : Brass/ Zinc alloy / Stainles steel
-  Finishing : Chrome finish / Satin finish / Gold finish
-  Available for : Suitable for 10-12 thickness Tempered glass door





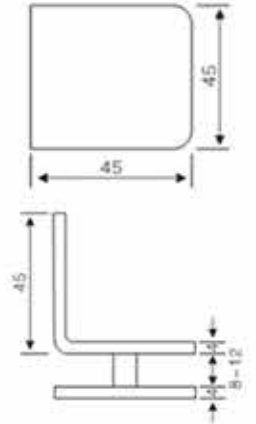
GLASS CLAMP ACCESSORY

Model : GLX-1110



Hydraulic glass door hinge

-  Material : Brass/ Zinc alloy / Stainles steel
-  Finishing : Chrome finish / Satin finish / Gold finish
-  Available for : Suitable for 10-12 thickness Tempered glass door

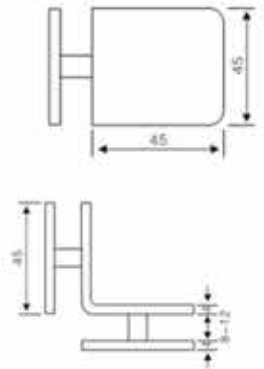


Model : GLX-1111



Hydraulic glass door hinge

-  Material : Brass/ Zinc alloy / Stainles steel
-  Finishing : Chrome finish / Satin finish / Gold finish
-  Available for : Suitable for 10-12 thickness Tempered glass door

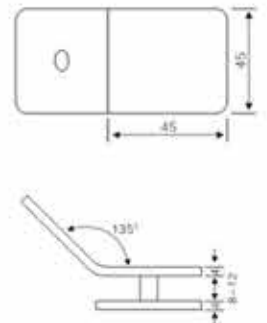


Model : GLX-1112



Hydraulic glass door hinge

-  Material : Brass/ Zinc alloy / Stainles steel
-  Finishing : Chrome finish / Satin finish / Gold finish
-  Available for : Suitable for 10-12 thickness Tempered glass door



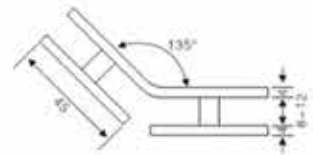
GLASS CLAMP ACCESSORY

Model : GLX-1113



Hydraulic glass door hinge

-  Material : Brass/ Zinc alloy / Stainles steel
-  Finishing : Chrome finish / Satin finish / Gold finish
-  Available for : Suitable for 10-12 thickness Tempered glass door

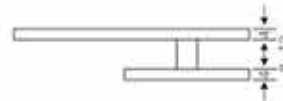
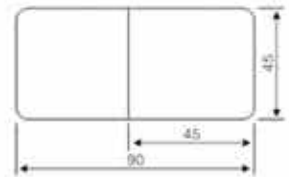


Model : GLX-1114



Hydraulic glass door hinge

-  Material : Brass/ Zinc alloy / Stainles steel
-  Finishing : Chrome finish / Satin finish / Gold finish
-  Available for : Suitable for 10-12 thickness Tempered glass door

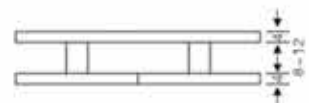
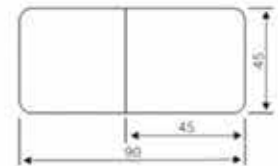


Model : GLX-1115



Hydraulic glass door hinge

-  Material : Brass/ Zinc alloy / Stainles steel
-  Finishing : Chrome finish / Satin finish / Gold finish
-  Available for : Suitable for 10-12 thickness Tempered glass door




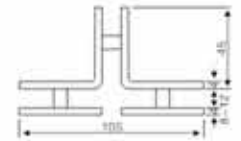
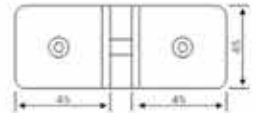
GLASS CLAMP ACCESSORY

Model : GLX-1116



Hydraulic glass door hinge


-  Material : Brass/ Zinc alloy / Stainles steel
-  Finishing : Chrome finish / Satin finish / Gold finish
-  Available for : Suitable for 10-12 thickness Tempered glass door

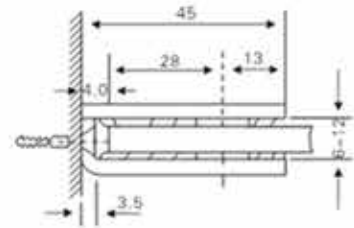


Model : GLX-1117



Hydraulic glass door hinge

-  Material : Brass/ Zinc alloy / Stainles steel
-  Finishing : Chrome finish / Satin finish / Gold finish
-  Available for : Suitable for 10-12 thickness Tempered glass door

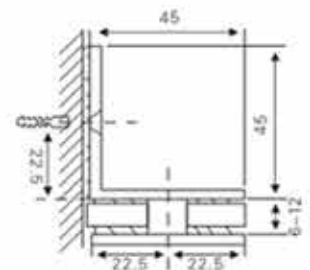


Model : GLX-1118



Hydraulic glass door hinge

-  Material : Brass/ Zinc alloy / Stainles steel
-  Finishing : Chrome finish / Satin finish / Gold finish
-  Available for : Suitable for 10-12 thickness Tempered glass door





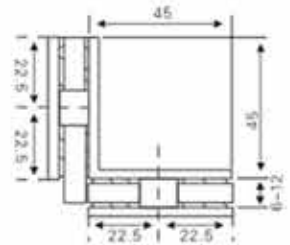
GLASS CLAMP ACCESSORY

Model : GLX-1119



Hydraulic glass door hinge


-  Material : Brass/ Zinc alloy / Stainles steel
-  Finishing : Chrome finish / Satin finish / Gold finish
-  Available for : Suitable for 10-12 thickness Tempered glass door

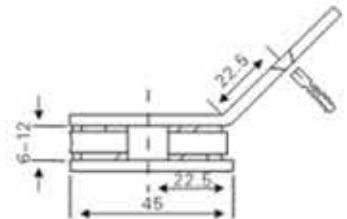


Model : GLX-1120



Hydraulic glass door hinge




-  Material : Brass/ Zinc alloy / Stainles steel
-  Finishing : Chrome finish / Satin finish / Gold finish
-  Available for : Suitable for 10-12 thickness Tempered glass door

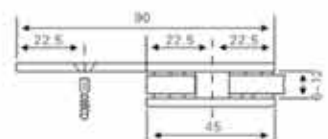


Model : GLX-1121



Hydraulic glass door hinge

-  Material : Brass/ Zinc alloy / Stainles steel
-  Finishing : Chrome finish / Satin finish / Gold finish
-  Available for : Suitable for 10-12 thickness Tempered glass door



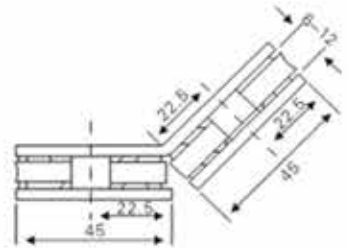
GLASS CLAMP ACCESSORY

Model : GLX-1122



Hydraulic glass door hinge

-  Material : Brass/ Zinc alloy / Stainles steel
-  Finishing : Chrome finish / Satin finish / Gold finish
-  Available for : Suitable for 10-12 thickness Tempered glass door

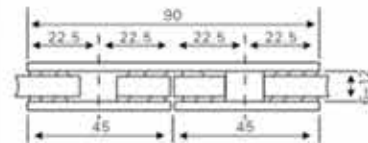


Model : GLX-1123



Hydraulic glass door hinge

-  Material : Brass/ Zinc alloy / Stainles steel
-  Finishing : Chrome finish / Satin finish / Gold finish
-  Available for : Suitable for 10-12 thickness Tempered glass door

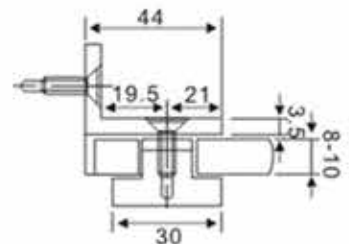


Model : GLX-1124



Hydraulic glass door hinge

-  Material : Brass/ Zinc alloy / Stainles steel
-  Finishing : Chrome finish / Satin finish / Gold finish
-  Available for : Suitable for 10-12 thickness Tempered glass door



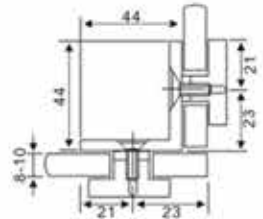
GLASS CLAMP ACCESSORY

Model : GLX-1125



Hydraulic glass door hinge



-  Material : Brass/ Zinc alloy / Stainles steel
-  Finishing : Chrome finish / Satin finish / Gold finish
-  Available for : Suitable for 10-12 thickness Tempered glass door

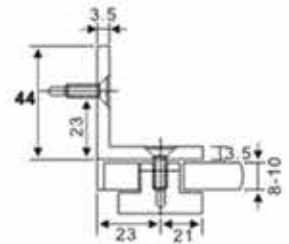


Model : GLX-1126



Hydraulic glass door hinge


-  Material : Brass/ Zinc alloy / Stainles steel
-  Finishing : Chrome finish / Satin finish / Gold finish
-  Available for : Suitable for 10-12 thickness Tempered glass door

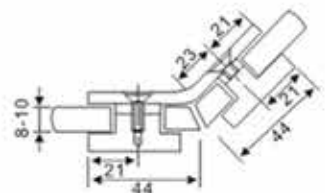


Model : GLX-1127



Hydraulic glass door hinge

-  Material : Brass/ Zinc alloy / Stainles steel
-  Finishing : Chrome finish / Satin finish / Gold finish
-  Available for : Suitable for 10-12 thickness Tempered glass door





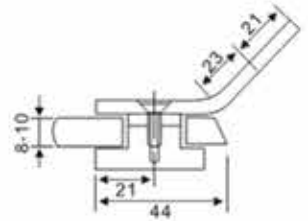
GLASS CLAMP ACCESSORY

Model : GLX-1128



Hydraulic glass door hinge

-  Material : Brass/ Zinc alloy / Stainles steel
-  Finishing : Chrome finish / Satin finish / Gold finish
-  Available for : Suitable for 10-12 thickness Tempered glass door

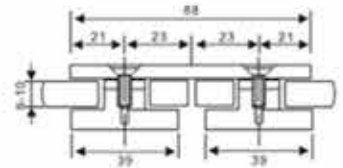


Model : GLX-1129



Hydraulic glass door hinge


-  Material : Brass/ Zinc alloy / Stainles steel
-  Finishing : Chrome finish / Satin finish / Gold finish
-  Available for : Suitable for 10-12 thickness Tempered glass door

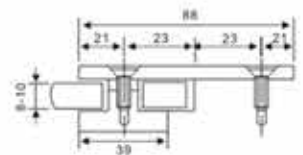


Model : GLX-1130



Hydraulic glass door hinge

-  Material : Brass/ Zinc alloy / Stainles steel
-  Finishing : Chrome finish / Satin finish / Gold finish
-  Available for : Suitable for 10-12 thickness Tempered glass door



Glass Door Hinge Series



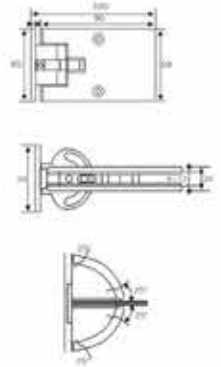
GLASS CLAMP ACCESSORY

Model : GLX-9001



Hydraulic glass door hinge

-  Material : Brass/ Zinc alloy / Stainles steel
-  Finishing : Chrome finish / Satin finish / Gold finish
-  Available for : Suitable for 10-12 thickness Tempered glass door

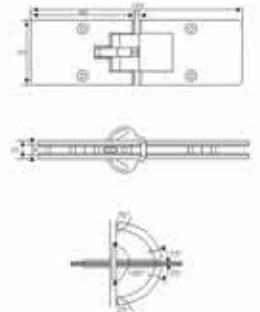


Model : GLX-9002



Hydraulic glass door hinge

-  Material : Brass/ Zinc alloy / Stainles steel
-  Finishing : Chrome finish / Satin finish / Gold finish
-  Available for : Suitable for 10-12 thickness Tempered glass door

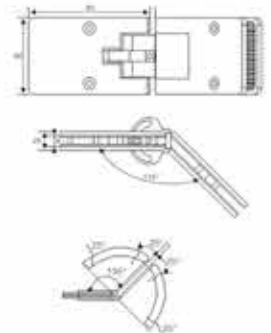


Model : GLX-9003



Hydraulic glass door hinge

-  Material : Brass/ Zinc alloy / Stainles steel
-  Finishing : Chrome finish / Satin finish / Gold finish
-  Available for : Suitable for 10-12 thickness Tempered glass door




GLASS CLAMP ACCESSORY

Model : GLX-9004



Hydraulic glass door hinge

-  Material : Brass/ Zinc alloy / Stainles steel
-  Finishing : Chrome finish / Satin finish / Gold finish
-  Available for : Suitable for 10-12 thickness Tempered glass door

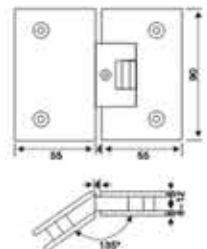


Model : GLX-9005



Hydraulic glass door hinge

-  Material : Brass/ Zinc alloy / Stainles steel
-  Finishing : Chrome finish / Satin finish / Gold finish
-  Available for : Suitable for 10-12 thickness Tempered glass door

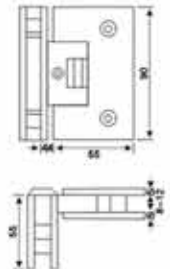


Model : GLX-9006



Hydraulic glass door hinge

-  Material : Brass/ Zinc alloy / Stainles steel
-  Finishing : Chrome finish / Satin finish / Gold finish
-  Available for : Suitable for 10-12 thickness Tempered glass door



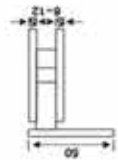
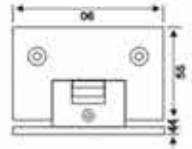
GLASS CLAMP ACCESSORY

Model : GLX-9007



Hydraulic glass door hinge

-  Material : Brass/ Zinc alloy / Stainles steel
-  Finishing : Chrome finish / Satin finish / Gold finish
-  Available for : Suitable for 10-12 thickness Tempered glass door

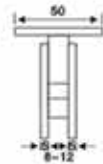
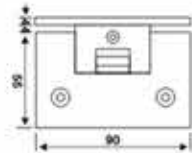


Model : GLX-9008



Hydraulic glass door hinge

-  Material : Brass/ Zinc alloy / Stainles steel
-  Finishing : Chrome finish / Satin finish / Gold finish
-  Available for : Suitable for 10-12 thickness Tempered glass door

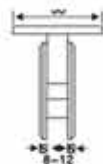
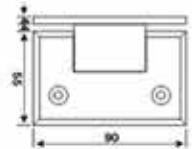


Model : GLX-9009



Hydraulic glass door hinge

-  Material : Brass/ Zinc alloy / Stainles steel
-  Finishing : Chrome finish / Satin finish / Gold finish
-  Available for : Suitable for 10-12 thickness Tempered glass door







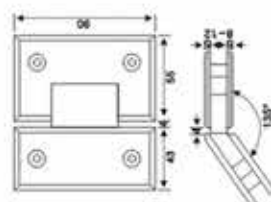
GLASS CLAMP ACCESSORY

Model : GLX-9013



Hydraulic glass door hinge




-  Material : Brass/ Zinc alloy / Stainles steel
-  Finishing : Chrome finish / Satin finish / Gold finish
-  Available for : Suitable for 10-12 thickness Tempered glass door

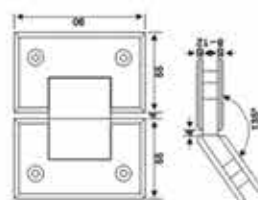


Model : GLX-9014



Hydraulic glass door hinge




-  Material : Brass/ Zinc alloy / Stainles steel
-  Finishing : Chrome finish / Satin finish / Gold finish
-  Available for : Suitable for 10-12 thickness Tempered glass door

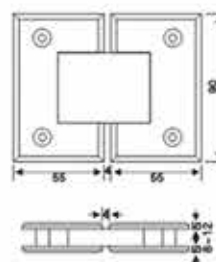


Model : GLX-9015



Hydraulic glass door hinge

-  Material : Brass/ Zinc alloy / Stainles steel
-  Finishing : Chrome finish / Satin finish / Gold finish
-  Available for : Suitable for 10-12 thickness Tempered glass door






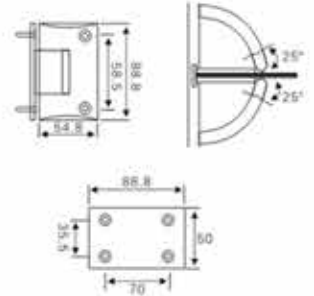
GLASS CLAMP ACCESSORY

Model : GLX-9016



Hydraulic glass door hinge

-  Material : Brass/ Zinc alloy / Stainles steel
-  Finishing : Chrome finish / Satin finish / C
-  Available for : Suitable for 10-12 thicknes Tempered glass door

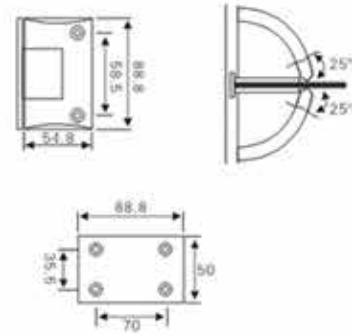


Model : GLX-9017



Hydraulic glass door hinge




-  Material : Brass/ Zinc alloy / Stainles steel
-  Finishing : Chrome finish / Satin finish / Gold finish
-  Available for : Suitable for 10-12 thickness Tempered glass door

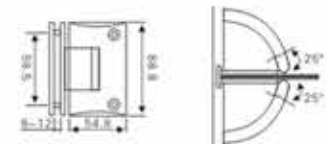


Model : GLX-9018



Hydraulic glass door hinge

-  Material : Brass/ Zinc alloy / Stainles steel
-  Finishing : Chrome finish / Satin finish / Gold finish
-  Available for : Suitable for 10-12 thickness Tempered glass door






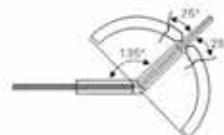
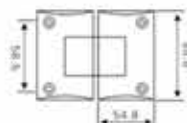
GLASS CLAMP ACCESSORY

Model : GLX-9019



Hydraulic glass door hinge




-  Material : Brass/ Zinc alloy / Stainles steel
-  Finishing : Chrome finish / Satin finish / Gi
-  Available for : Suitable for 10-12 thickness Tempered glass door

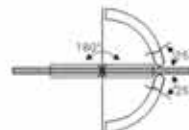


Model : GLX-9020



Hydraulic glass door hinge




-  Material : Brass/ Zinc alloy / Stainles steel
-  Finishing : Chrome finish / Satin finish / Golc
-  Available for : Suitable for 10-12 thickness Tempered glass door

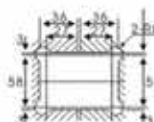
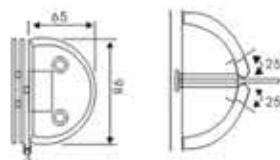


Model : GLX-9021



Hydraulic glass door hinge

-  Material : Brass/ Zinc alloy / Stainles steel
-  Finishing : Chrome finish / Satin finish / C
-  Available for : Suitable for 10-12 thicknes Tempered glass door




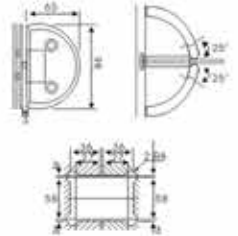
GLASS CLAMP ACCESSORY

Model : GLX-9022



Hydraulic glass door hinge




-  Material : Brass/ Zinc alloy / Stainles steel
-  Finishing : Chrome finish / Satin finish / Gold finis
-  Available for : Suitable for 10-12 thickness Tempered glass door

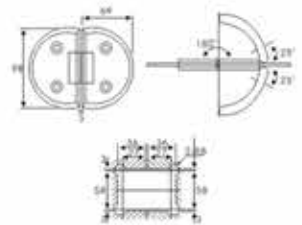


Model : GLX-9023



Hydraulic glass door hinge

-  Material : Brass/ Zinc alloy / Stainles steel
-  Finishing : Chrome finish / Satin finish / Gold fin
-  Available for : Suitable for 10-12 thickness Tempered glass door



Glassix



Guangzhou Office

Mobile: 0086 - 13826269024

Tel/Fax : 020-81057082

Add : Room 504 liquan building

No .103 Dong FengXi Road.

LiwanArea , Guangzhou .China